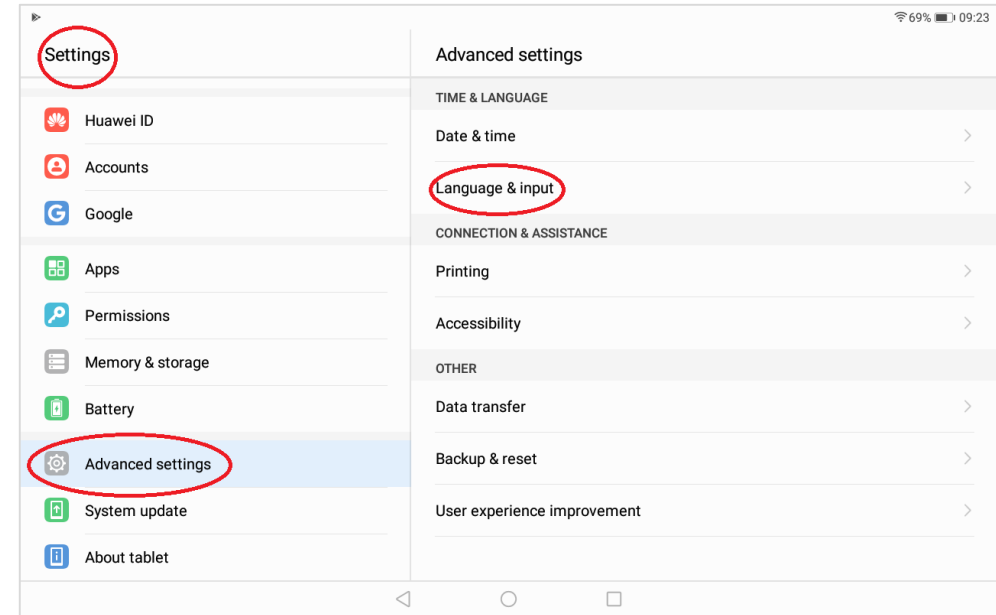
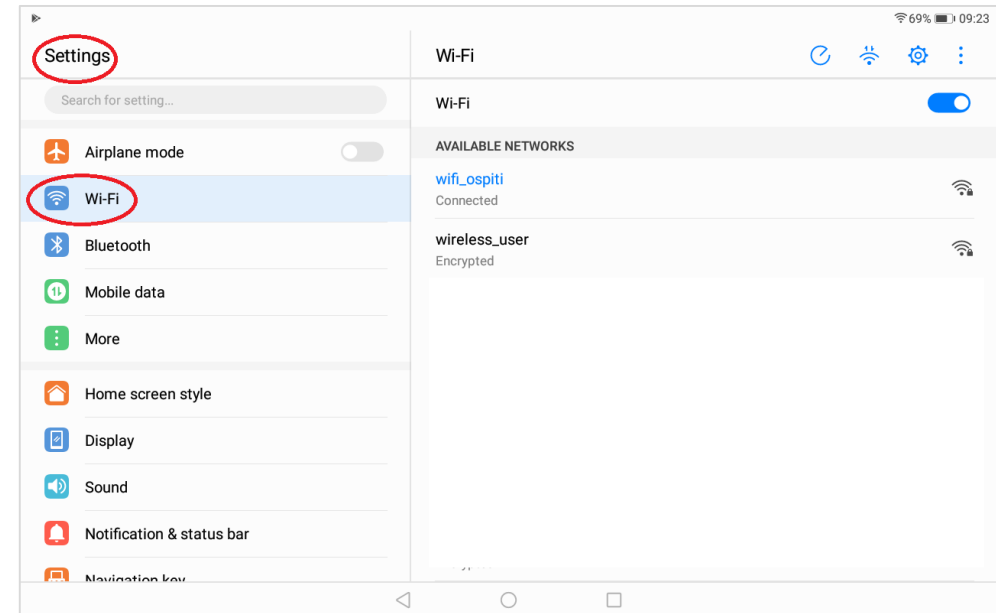


TABLET AND ACCOUNT ACTIVATION

1. Turn on the device and choose your language:
Settings > Advanced settings > Language & input



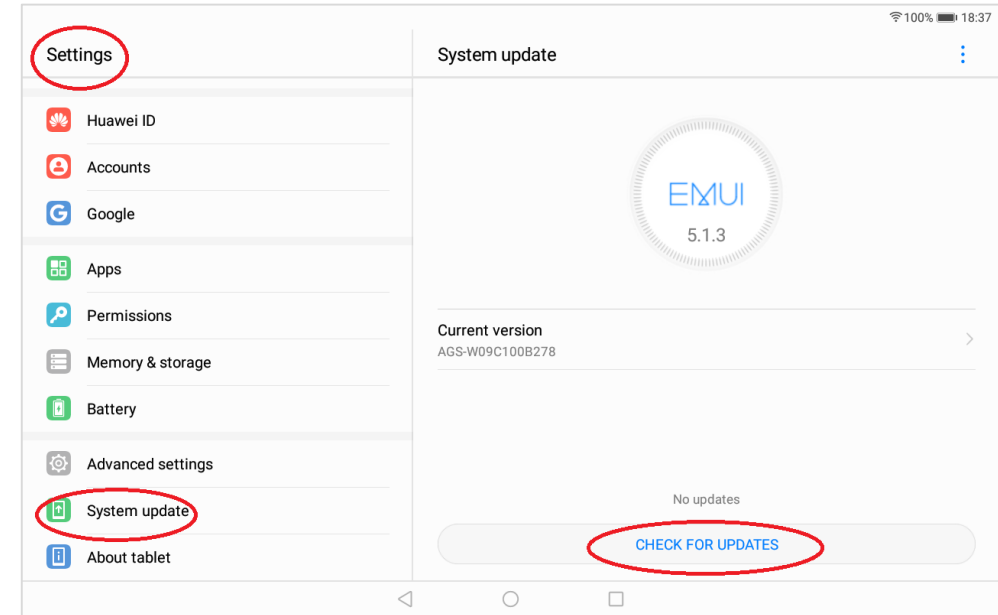
2. Connect to the Wi Fi network / Hotspot:
Settings > Wi Fi




TABLET AND ACCOUNT ACTIVATION

3. Check if the tablet's software needs to be updated:

Settings – System update – Check for updates



4. Open the app **Cut&Use** (from the Tablet's Homepage scroll on the right, it is on the Page nr. 2)
5. You will see a message in Polish language (the tablet is asking you if the source is safe), click "OK"
6. To change the language of the app and to check if there are updates of the app you can use the 2 icons that you find on top right



7. The app will notify you too, if there are updates that you can download from the Play Store
8. In case of update, to be sure, please turn on/off the app

9. Click *START* to use the app and check this detail: there is a black bar under “*Searching*” and inside you have to read “*Search in 6.330 designs*”
10. if you see it, everything is ok because it means that you are connected to the server
11. if you don't see it, please click on the double arrow on top left (so that you come back to the app's homepage) and then click *START* again (after this the number of designs available will appear into the bar)

